

Biotinylated Human Fc gamma RI/CD64 Protein



Cat. No. FRI-HM464B

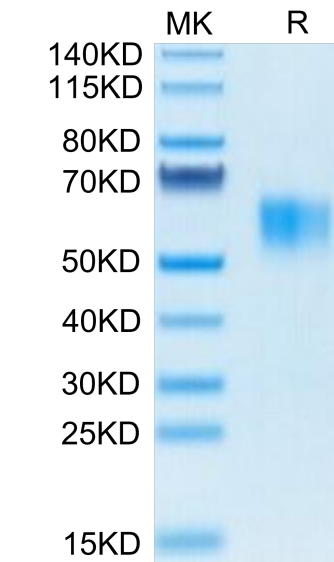
Description	
Source	Recombinant Biotinylated Human Fc gamma RI/CD64 Protein is expressed from HEK293 with His tag and Avi tag at the C-Terminus. It contains Gln16-Pro288.
Accession	P12314-1
Molecular Weight	The protein has a predicted MW of 33.5 kDa. Due to glycosylation, the protein migrates to 55-68 kDa based on Bis-Tris PAGE result.
Endotoxin	Less than 1 EU per µg by the LAL method.
Purity	> 95% as determined by Bis-Tris PAGE > 95% as determined by HPLC

Formulation and Storage	
Formulation	Lyophilized from 0.22 µm filtered solution in PBS (pH 7.4). Normally 8% trehalose is added as protectant before lyophilization.
Reconstitution	Dissolve the lyophilized protein in distilled water. Please refer to the Certificate of Analysis for detailed instructions.
Storage	-20 to -80°C for 12 months as supplied from date of receipt.-80°C for 3 months after reconstitution.Recommend to aliquot the protein into smaller quantities for optimal storage. Please minimize freeze-thaw cycles.

Background	
The Fc gamma Rs have been divided into three classes based on close relationships in their extracellular domains; these groups are designated Fc gamma RI (also known as CD64), Fc gamma RII (CD32), and Fc gamma RIII (CD16). Each group may be encoded by multiple genes and exist in different isoforms depending on species and cell type.	

Assay Data

Bis-Tris PAGE



Biotinylated Human Fc gamma RI on Bis-Tris PAGE under reduced condition. The purity is greater than 95%.

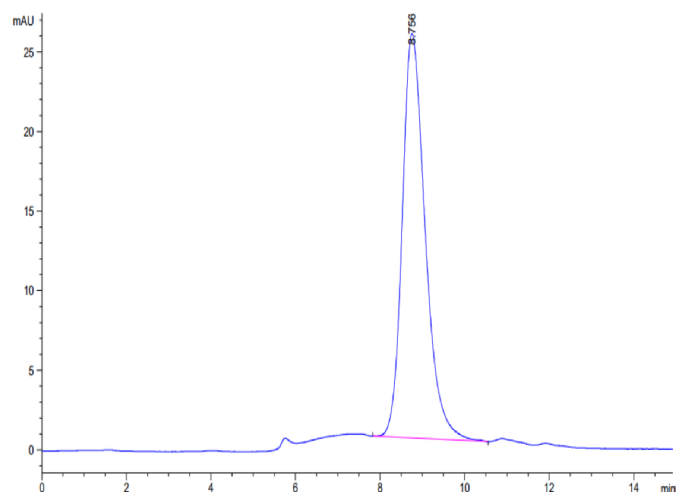
SEC-HPLC

Biotinylated Human Fc gamma RI/CD64 Protein

Cat. No. FRI-HM464B

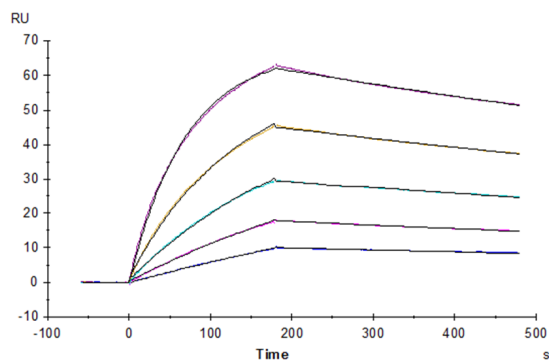


Assay Data



The purity of Biotinylated Human Fc gamma RI is greater than 95% as determined by SEC-HPLC.

SPR Data



Biotinylated Human Fc gamma RI, His-Avi Tag captured on CM5 Chip via Anti-His Antibody can bind Trastuzumab with an affinity constant of 0.91 nM as determined in SPR assay (Biacore T200).